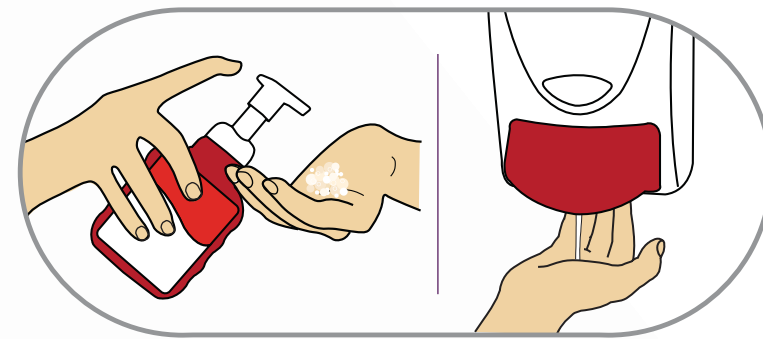


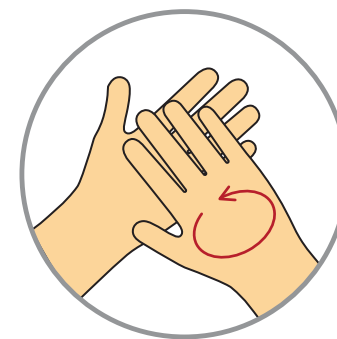
HAND HYGIENE TECHNIQUE WITH ALCOHOL BASED HANDRUB

Accelerate
action
together


Entire procedure: 20-30 second duration



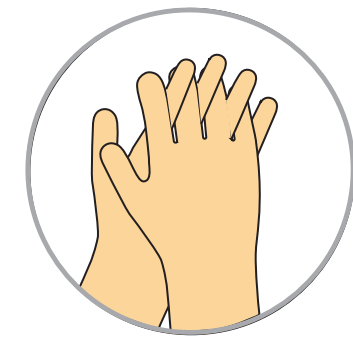
1 Apply 1 to 2 pumps of product to cupped palms of dry hands



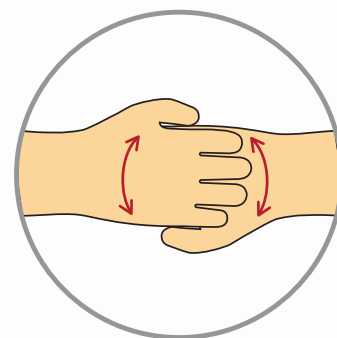
2 Rub hands together, palm to palm



3 Right palm over left dorsum with interlaced fingers and vice versa



4 Palm to palm with fingers interlaced



5 Back of fingers to opposing palms with fingers interlocked



6 Rotational rubbing of left thumb clasped in right palm and vice versa



7 Rotational rubbing, backwards and forwards with clasped fingers of right hand in left palm and vice versa



8 Once dry, your hands are sanitised.

