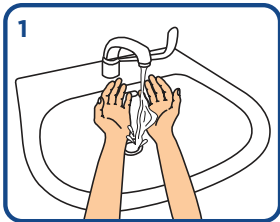


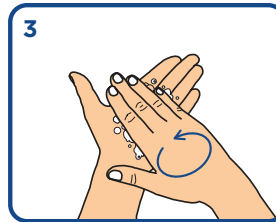
HAND WASHING TECHNIQUE WITH SOAP AND WATER



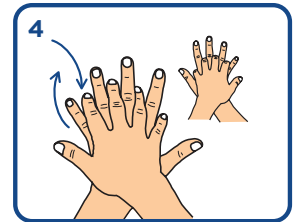
1 Wet hands with water



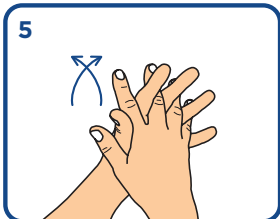
2 Apply enough soap to cover all hand surfaces



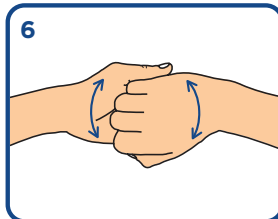
3 Rub hands palm to palm



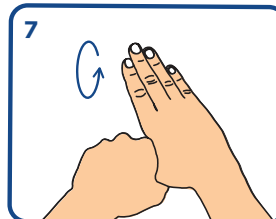
4 Rub back of each hand with palm of other hand with fingers interlaced



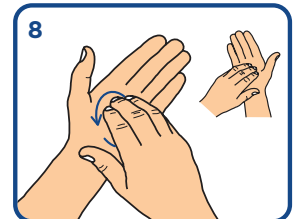
5 Rub palm to palm with fingers interlaced



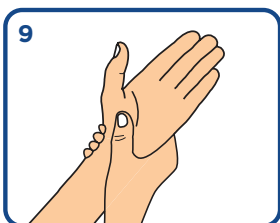
6 Rub with backs of fingers to opposing palms with fingers interlocked



7 Rub each thumb clasped in opposite hand using a rotational movement



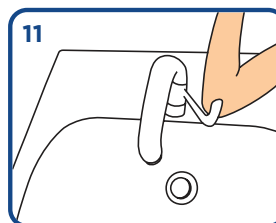
8 Rub tips of fingers in opposite palm in a circular motion



9 Rub each wrist with opposite hand



10 Rinse hands with water



11 Use elbow to turn off tap (if no elbow tap available, use paper towel to turn off tap)

**Please
dry hands
thoroughly**